

Commercial Door Manufacturing, Inc.

2914 Girard NE, Albuquerque, NM 87107

CommercialDoorMfg.com





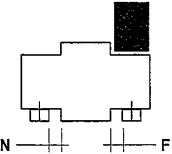

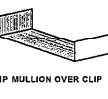


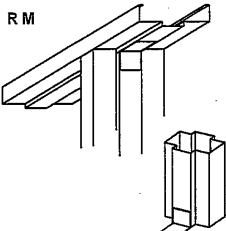
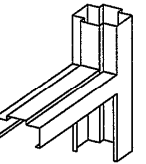
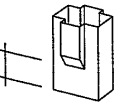
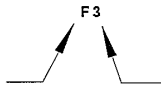
505-881-1034

(fax) 505-884-1484

Anchors

JOB NO:

"FS" ANCHOR SHEET

1 EA JAMB ANCHORS SAME AS #	2  METAL STUD	4  2X4 WOOD STUD	6  2X6 WOOD STUD	8  PUNCH & DIMPLE 3/8" BOLT B.O.	FRAME SPECIFICATIONS <table border="1" style="width:100%; border-collapse: collapse;"> <thead> <tr> <th>GA.</th> <th>ITEM</th> </tr> </thead> <tbody> <tr> <td>18</td> <td>EXTERIOR FRAMES</td> </tr> <tr> <td>18</td> <td>INTERIOR FRAMES</td> </tr> <tr> <td>14</td> <td>FLOOR ANCHORS</td> </tr> <tr> <td>16</td> <td>WALL ANCHORS</td> </tr> <tr> <td>14</td> <td>STRIKE REINFORCEMENT</td> </tr> <tr> <td>3/16"</td> <td>HINGE REINFORCEMENT</td> </tr> <tr> <td>12</td> <td>MORTISED CLOSER AND HOLDER REINFORCEMENT</td> </tr> <tr> <td>12</td> <td>SURFACE HARDWARE REINFORCEMENT</td> </tr> </tbody> </table>	GA.	ITEM	18	EXTERIOR FRAMES	18	INTERIOR FRAMES	14	FLOOR ANCHORS	16	WALL ANCHORS	14	STRIKE REINFORCEMENT	3/16"	HINGE REINFORCEMENT	12	MORTISED CLOSER AND HOLDER REINFORCEMENT	12	SURFACE HARDWARE REINFORCEMENT	GLAZING NOTES <div style="display: flex; justify-content: space-between;"> <div style="text-align: left;"> <p>(N) NEAR SIDE OR OPP. DOOR SIDE</p> </div> <div style="text-align: center;">  </div> <div style="text-align: right;"> <p>(F) FAR SIDE OR DOOR SIDE</p> </div> </div>
GA.	ITEM																							
18	EXTERIOR FRAMES																							
18	INTERIOR FRAMES																							
14	FLOOR ANCHORS																							
16	WALL ANCHORS																							
14	STRIKE REINFORCEMENT																							
3/16"	HINGE REINFORCEMENT																							
12	MORTISED CLOSER AND HOLDER REINFORCEMENT																							
12	SURFACE HARDWARE REINFORCEMENT																							
9  FLOOR ANCHOR	10  SLIP MULLION OVER CLIP  MULLION ANCHOR	WA  MASONRY ANCHOR			GAP DESIGNATIONS <table style="width:100%;"> <tbody> <tr> <td>1 = 1/8"</td> <td>11 = 1 1/8"</td> </tr> <tr> <td>2 = 1/4"</td> <td>12 = 1 1/4"</td> </tr> <tr> <td>3 = 3/8"</td> <td>13 = 1 3/8"</td> </tr> <tr> <td>4 = 1/2"</td> <td>14 = 1 1/2"</td> </tr> <tr> <td>5 = 5/8"</td> <td>15 = 1 5/8"</td> </tr> <tr> <td>6 = 3/4"</td> <td>16 = 1 3/4"</td> </tr> <tr> <td>7 = 7/8"</td> <td>17 = 1 7/8"</td> </tr> <tr> <td>10 = 1"</td> <td>20 = 2"</td> </tr> </tbody> </table>	1 = 1/8"	11 = 1 1/8"	2 = 1/4"	12 = 1 1/4"	3 = 3/8"	13 = 1 3/8"	4 = 1/2"	14 = 1 1/2"	5 = 5/8"	15 = 1 5/8"	6 = 3/4"	16 = 1 3/4"	7 = 7/8"	17 = 1 7/8"	10 = 1"	20 = 2"			
1 = 1/8"	11 = 1 1/8"																							
2 = 1/4"	12 = 1 1/4"																							
3 = 3/8"	13 = 1 3/8"																							
4 = 1/2"	14 = 1 1/2"																							
5 = 5/8"	15 = 1 5/8"																							
6 = 3/4"	16 = 1 3/4"																							
7 = 7/8"	17 = 1 7/8"																							
10 = 1"	20 = 2"																							
RM  REMOVABLE MULLION	N  NOTCH THROAT IN MULLION	SPECIAL																						
SS  SANITARY STOP					CONSTRUCTION <p>PROVIDE MORTAR GUARDS AT ALL HARDWARE MORTISES</p> <p>PROVIDE BOTTOM SPREADERS AS REQUIRED</p> <p>WELD ALL JOINTS FULL LENGTH AND REFINISH SMOOTH</p> <p>FRAMES TO BE MARKED WITH ARCH. MARKS FOR IDENTIFICATION</p>																			
						SAMPLE:  <p>APPLIED STOP * FAR SIDE OR DOOR SIDE</p> <p>* 3/8" GAP GLAZING MAT + CLEARANCE</p>																		
					UL FRAME TAGS (MAX. RATING) <p>SF - STANDARD THREE SIDED FRAME. 3 HRS</p> <p>WP - FRAME WITH WOOD TRANSOM. 1 1/2 HRS</p> <p>MP - FRAME WITH METAL TRANSOM. 1 1/2 HRS</p> <p>TL - FRAME WITH GLASS TRANSOM. 3/4 HRS</p> <p>DE - DOUBLE EGRESS FRAME. 3 HRS</p> <p>KD - STANDARD THREE SIDED KNOCK DOWN FRAME. 1 1/2 HRS</p> <p>SL - FRAME WITH SIDE LIGHT. 3/4 HRS</p> <p>SP - FRAME WITH SIDE PANEL. 1 1/2 HRS</p> <p>STL - FRAME WITH SIDE AND TRANSOM LIGHTS. 3/4 HRS</p> <p>STP - FRAME WITH SIDE AND TRANSOM PANELS. 1 1/2 HRS</p> <p>60 - 60 MINUTE RATING: FIRELITE GLASS REQUIRED</p> <p>WU - WINDOW UNIT. 3/4 HRS</p> <p>20 - 20 MINUTE FIRE RATING</p> <p>LC - UL CONSTRUCTION - NO UL TAG. FRAME DOES NOT COMPLY WITH UL CONSTR. OR DESIGN REQUIREMENTS</p>																			
					PANEL NOTES <ol style="list-style-type: none"> 1 3/4" METAL PANEL NEAR SIDE. (N) 1 3/4" METAL PANEL FAR SIDE. (F) UL RATED PANEL NEAR SIDE. (N) UL RATED PANEL FAR SIDE. (F) 1 3/4" WOOD PANEL NEAR SIDE. (N) 1 3/4" WOOD PANEL FAR SIDE. (F) 																			
					MATERIAL TYPE <ol style="list-style-type: none"> COLD ROLLED ELECT. GALV. ASTM A591 GALVANIZED <u> </u> A40 STAINLESS STEEL 																			